

# You and your anaesthetic

This leaflet gives information to help you prepare for your anaesthetic. It has been written by anaesthetists working together with patients and patient representatives. It also shows you where to find other information that might be helpful.

## What is anaesthesia?

**Anaesthesia** stops you feeling pain and unpleasant sensations. It can be given in various ways and does not always need to make you unconscious.

There are different types of anaesthesia, depending on the way they are given:

**Local anaesthesia** involves injections that numb a small part of your body. You stay conscious but free from pain.

**Regional anaesthesia**, eg a spinal or epidural, involves injections that numb a larger or deeper part of the body. You stay conscious or receive some sedation, but are free from pain. For some surgery you may be aware of pressure sensations.

**General anaesthesia** gives a state of controlled unconsciousness. It is essential for some operations and procedures. You are unconscious and feel nothing.

**Sedation** gives a 'sleep like' state and is often used with a local or regional anaesthetic. Sedation may be light or deep and you may remember everything, something or nothing after sedation.

For more information about sedation, please see our *Sedation explained* leaflet which is available on our website: [rcoa.ac.uk/patientinfo/sedation](http://rcoa.ac.uk/patientinfo/sedation)

## Anaesthetists

Anaesthetists are doctors with specialist training who:

- discuss with you the type or types of anaesthetic that are suitable for your operation. If there are choices available, they will help you choose
- discuss the risks of anaesthesia with you
- agree a plan with you for your anaesthetic and pain control afterwards

## You and your anaesthetic

- give your anaesthetic and are responsible for your wellbeing and safety throughout your surgery and in the recovery room.

You may also meet Anaesthesia Associates who are highly trained healthcare professionals. You can read more about their role and the anaesthesia team on our website:

 [rcoa.ac.uk/patientinfo/anaesthesia-team](http://rcoa.ac.uk/patientinfo/anaesthesia-team)

## The preoperative assessment clinic (pre-assessment clinic)

If you are having a planned operation you might be invited to a preoperative assessment clinic a few weeks or days before your surgery. Sometimes, for more minor surgery, a nurse will telephone you instead to ask you some questions.

Please bring with you:

- a current prescription or bring your medicines in their full packaging
- any information you have about tests and treatments at other hospitals
- information about any problems you or your family may have had with anaesthetics
- any recent blood pressure measurements.

It is recommended that you have your blood pressure checked at your GP surgery when your GP refers you for surgery. This way, if your blood pressure is high, treatment can be started well ahead of the operation. Whether you need to start treatment or not, it can be helpful if you bring a note of any recent blood pressure measurements.

Nurses at the clinic will:

- ask you in detail about your activity and any physical and mental health problems
- ask you about allergies and reactions (please bring details)
- make an accurate list of the medicines you take, including long-term painkillers
- ask you if you smoke, drink alcohol or take recreational drugs
- weigh and measure you
- take your blood pressure and check your heart rate and oxygen levels
- listen to your heart and chest if required
- arrange any blood tests as needed
- perform an ECG (a heart tracing)
- take a skin and/or nose swab to check for any infection
- advise you on what medication you should take on the day of your surgery and what pain relief you should have ready at home for your recovery
- give you information about blood transfusions if they think you might need one.

## You and your anaesthetic

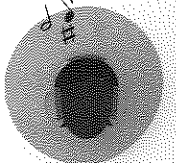


**i** Blood transfusions are always avoided unless necessary. You can also find information on the NHS website [nhsbt.nhs.uk/what-we-do/blood-services/blood-transfusion](https://nhsbt.nhs.uk/what-we-do/blood-services/blood-transfusion)

**i** Please read our leaflet *Anaesthesia explained* if you would like to read more detailed information about anaesthesia: [rcoa.ac.uk/patientinfo/anaesthesia-explained](https://rcoa.ac.uk/patientinfo/anaesthesia-explained)

## Before coming to hospital

There is much you can do to prepare yourself for surgery and the recovery period.

- If you smoke, giving up several weeks before the operation will reduce the risk of breathing problems during your anaesthetic and after your surgery.
- If you have obesity, reducing your weight will reduce many of the extra risks you face during your anaesthetic and after your surgery. It may also make the surgery easier.
- If you have loose teeth or crowns, a visit to your dentist before the operation may reduce the risk of damage to your teeth during the anaesthetic.
- If you have a long-standing medical problem that you feel is not well controlled (eg diabetes, asthma or bronchitis, thyroid problems, chronic pain or heart problems), check with your GP surgery whether there is anything you can do to improve it.
- It is also important that you consider any mental health concerns such as anxiety and depression, as these too can make a difference to your surgery and recovery.
- Increasing your activity in the weeks before surgery can improve your heart function and fitness levels. Studies have shown that this can make a big difference to your recovery from surgery.
- It is best to plan early for your recovery at home afterwards and let your friends and family know how they can best help you. Think about what you will eat and whether you need to make any changes at home to make your recovery easier.
- If you return home the same day having had a general anaesthetic or sedation, you will need to organise a responsible adult to take you home by car or taxi and stay with you for up to 24 hours. Information for those caring for someone who has just had a general anaesthetic or sedation can be found on our website: [rcoa.ac.uk/patientinfo/sedation](https://rcoa.ac.uk/patientinfo/sedation)
- It is important to think how you can best relax on the day of your operation as you may have to wait before your surgery. Magazines, puzzles or listening to music through headphones can all be helpful.



**i** Our Fitter Better Sooner resources will provide you with the information you need to become fitter and better prepared for your operation. Please see our website for more information: [rcoa.ac.uk/fitterbettersooner](https://rcoa.ac.uk/fitterbettersooner)

## You and your anaesthetic



**i** Blood transfusions are always avoided unless necessary. You can also find information on the NHS website [nhs.uk/what-we-do/blood-services/blood-transfusion](https://nhs.uk/what-we-do/blood-services/blood-transfusion)

**i** Please read our leaflet *Anaesthesia explained* if you would like to read more detailed information about anaesthesia: [rcoa.ac.uk/patientinfo/anaesthesia-explained](https://rcoa.ac.uk/patientinfo/anaesthesia-explained)

## Before coming to hospital

There is much you can do to prepare yourself for surgery and the recovery period.

- If you smoke, giving up several weeks before the operation will reduce the risk of breathing problems during your anaesthetic and after your surgery.
- If you have obesity, reducing your weight will reduce many of the extra risks you face during your anaesthetic and after your surgery. It may also make the surgery easier.
- If you have loose teeth or crowns, a visit to your dentist before the operation may reduce the risk of damage to your teeth during the anaesthetic.
- If you have a long-standing medical problem that you feel is not well controlled (eg diabetes, asthma or bronchitis, thyroid problems, chronic pain or heart problems), check with your GP surgery whether there is anything you can do to improve it.
- It is also important that you consider any mental health concerns such as anxiety and depression, as these too can make a difference to your surgery and recovery.
- Increasing your activity in the weeks before surgery can improve your heart function and fitness levels. Studies have shown that this can make a big difference to your recovery from surgery.
- It is best to plan early for your recovery at home afterwards and let your friends and family know how they can best help you. Think about what you will eat and whether you need to make any changes at home to make your recovery easier.
- If you return home the same day having had a general anaesthetic or sedation, you will need to organise a responsible adult to take you home by car or taxi and stay with you for up to 24 hours. Information for those caring for someone who has just had a general anaesthetic or sedation can be found on our website: [rcoa.ac.uk/patientinfo/sedation](https://rcoa.ac.uk/patientinfo/sedation)
- It is important to think how you can best relax on the day of your operation as you may have to wait before your surgery. Magazines, puzzles or listening to music through headphones can all be helpful.



**i** Our **Fitter Better Sooner** resources will provide you with the information you need to become fitter and better prepared for your operation. Please see our website for more information: [rcoa.ac.uk/fitterbettersooner](https://rcoa.ac.uk/fitterbettersooner)

## You and your anaesthetic

## On the day of your operation

The hospital should give you clear instructions about eating and drinking. These instructions are important. If there is food or liquid in your stomach during your anaesthetic, it could come up into your throat and lungs and endanger your life.

If you have **diabetes** please check with your hospital about **when to stop eating and drinking and how you should take your medication** on the day of your operation.

**If you are a smoker** you should not smoke on the day of your operation, as this reduces the amount of oxygen in your blood. You should also not vape.

**If you are on medication**, you should follow the specific instructions from the preoperative assessment team about how to take them on the day of the operation. You will be allowed a sip of water to take any tablets as needed.

If you take any 'blood thinning' drugs such as warfarin, clopidogrel or rivaroxaban, you will need to discuss with your consultant or the preoperative assessment team whether or when you should stop taking them. They will look at any risks of bleeding and risks of stopping the treatment and make a plan with you. Your nurse will give you clear instructions before your surgery.

**If you feel unwell** when you are due to come into hospital, please telephone the ward for advice.

Please remove nail varnish or gels before coming to the hospital. This ensures that the clip on your finger to measure oxygen levels works well during your anaesthetic.

## Meeting your anaesthetist

Your anaesthetist will meet you before the operation. This may be in the preoperative assessment clinic or on the day of your operation. They will discuss the type of anaesthetic you might have, including benefits, risks and your preferences.

They will decide with you which anaesthetic would be best for you. Not all types of anaesthesia are appropriate for all types of operations.

If there is a choice of anaesthetic, the decision on which to use will depend on:

- the operation you are having and any medical problems
- your particular risks
- your preferences and the reasons for them
- the recommendation and particular skills of the anaesthetist
- the equipment, staff and resources at the hospital.

## You and your anaesthetic

### Questions you may like to ask your anaesthetist or nurse

If you have questions about your anaesthetic, write them down or consider the examples opposite. If you want to speak to an anaesthetist before the day of your operation, contact the preoperative assessment team who may be able to arrange for you to speak to an anaesthetist on the phone or to see them in a clinic.

### Getting ready for your operation

Your nurse will give you a hospital gown to wear and discuss what underwear you may wear. You will usually wear elastic stockings to reduce the risk of blood clots in your legs. Your nurse will attach identity bands to your wrist or ankle and in some hospitals an additional band if you have any allergies.

**Premedication** (a 'pre-med') is sometimes given before some anaesthetics. Pre-meds prepare your body for surgery – they may start off the pain relief, reduce acid in the stomach or help you relax.

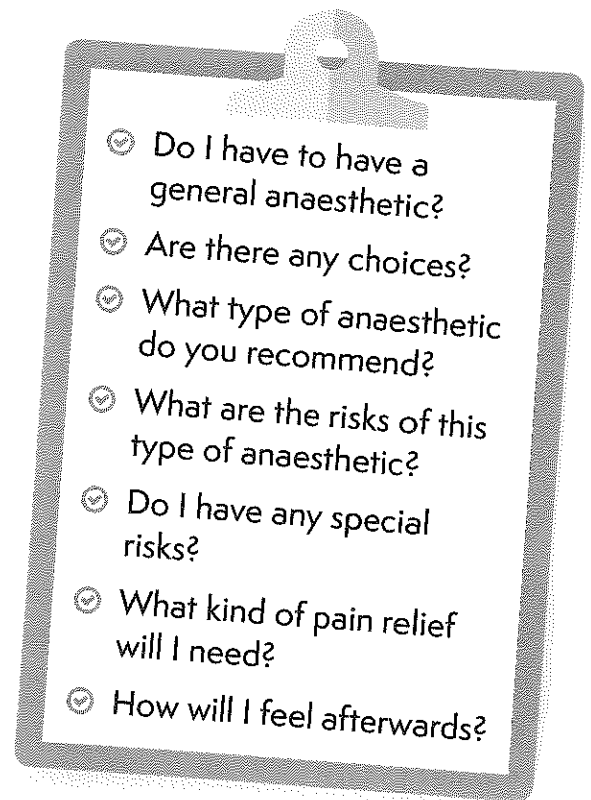
A nurse will carry out a pregnancy test on a urine sample if you are of childbearing age. This is standard practice.

You should remove jewellery and/or any decorative piercings. If you cannot remove it, the nurses will cover it with tape to prevent damage to it or to your skin. A wedding ring can usually be worn.

### When you are called for your operation

- A member of staff will go with you to the theatre.
- You can usually wear your glasses, hearing aids and dentures until you are in the anaesthetic room. You may be able to keep them on if you are not having a general anaesthetic.
- If you are having a local or regional anaesthetic, you may be able to take your own electronic device, with headphones to listen to music (check with your nurse beforehand).
- You may walk to theatre, accompanied by a member of staff, or you may go in a wheelchair or on a bed or trolley. If you are walking, you can wear your own dressing gown and slippers.

**Routine checks** will be done as you arrive in the operating department, before the anaesthetic starts. You will be asked your name, your date of birth, the operation you are having, whether on the left or right side (if applicable), when you last ate or drank and if you have any allergies. These checks are routine in all hospitals.



## You and your anaesthetic

### Questions you may like to ask your anaesthetist or nurse

If you have questions about your anaesthetic, write them down or consider the examples opposite. If you want to speak to an anaesthetist before the day of your operation, contact the preoperative assessment team who may be able to arrange for you to speak to an anaesthetist on the phone or to see them in a clinic.

### Getting ready for your operation

Your nurse will give you a hospital gown to wear and discuss what underwear you may wear. You will usually wear elastic stockings to reduce the risk of blood clots in your legs. Your nurse will attach identity bands to your wrist or ankle and in some hospitals an additional band if you have any allergies.

**Premedication** (a 'pre-med') is sometimes given before some anaesthetics. Pre-meds prepare your body for surgery – they may start off the pain relief, reduce acid in the stomach or help you relax.

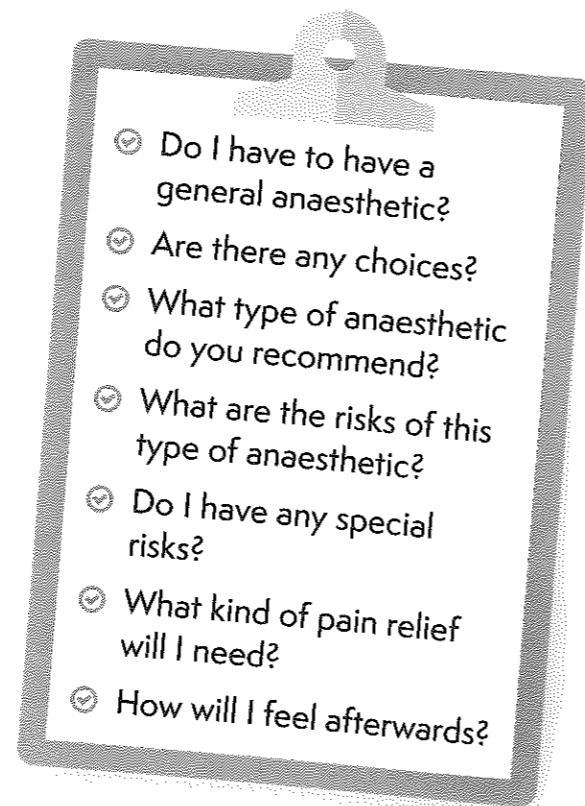
A nurse will carry out a pregnancy test on a urine sample if you are of childbearing age. This is standard practice.

You should remove jewellery and/or any decorative piercings. If you cannot remove it, the nurses will cover it with tape to prevent damage to it or to your skin. A wedding ring can usually be worn.

### When you are called for your operation

- A member of staff will go with you to the theatre.
- You can usually wear your glasses, hearing aids and dentures until you are in the anaesthetic room. You may be able to keep them on if you are not having a general anaesthetic.
- If you are having a local or regional anaesthetic, you may be able to take your own electronic device, with headphones to listen to music (check with your nurse beforehand).
- You may walk to theatre, accompanied by a member of staff, or you may go in a wheelchair or on a bed or trolley. If you are walking, you can wear your own dressing gown and slippers.

**Routine checks** will be done as you arrive in the operating department, before the anaesthetic starts. You will be asked your name, your date of birth, the operation you are having, whether on the left or right side (if applicable), when you last ate or drank and if you have any allergies. These checks are routine in all hospitals.



## You and your anaesthetic

### Starting the anaesthetic

Your anaesthetic may start in the anaesthetic room or in the operating theatre. Your anaesthetist will be working with a trained assistant. The anaesthetist or the assistant will attach leads to machines to measure your heart rate, blood pressure and oxygen levels and any other equipment as required.

**A cannula**, a small plastic tube inserted in your vein with a needle, is used to start most anaesthetics in adults, including a local anaesthetic. All drugs can then be given into your veins using the cannula. If you have any concerns about this, please talk to your anaesthetist.

### Local and regional anaesthetics

If you are having a local or regional anaesthetic:

- your anaesthetist will ask you to keep still while the injections are given. You may notice a warm tingling feeling as the anaesthetic begins to take effect
- your operation will only go ahead when you and your anaesthetist are sure that the area is numb
- you will remain alert and aware of your surroundings, unless you are having sedation. A screen will stop you seeing the operation unless you want to
- for regional anaesthetics, a member of the anaesthetic team is always near to you and you can speak to them whenever you want to.

### General anaesthetics

There are two ways of starting a general anaesthetic:

- anaesthetic drugs may be injected into a vein through the cannula. This is generally used for adults and is more controlled
- you can breathe anaesthetic gases and oxygen through a mask, which you may hold if you prefer. After you are unconscious your anaesthetist will put in a cannula.

### The recovery room

After the operation, you will usually be taken to the recovery room. Recovery staff will make sure you are as comfortable as possible and give any extra medication you may need. When they are satisfied that you have recovered safely from your anaesthetic and there is a bed available, you will be taken back to the ward.

### Pain relief after surgery

The type and amount of pain relief you will be offered will depend on the operation you are having and your pain levels after the operation. Some people need more pain relief than others.

Generally, some degree of pain or discomfort should be expected during your recovery. Stronger painkillers can be very good at relieving pain, but may have side effects, like nausea, constipation and addiction in the long term.

Occasionally, pain is a warning sign that all is not well, so you should always report it to your nurses and seek their advice and help.

## You and your anaesthetic

Here are some ways of giving pain relief:

- **pills, tablets or liquids to swallow** – these are used for all types of pain. They typically take at least half an hour to work. You need to be able to eat, drink and not feel sick for these drugs to work
- **injections** – these may be intravenous (through your cannula into a vein for a quicker effect) or intramuscular (into your leg or buttock muscle using a needle, taking about 20 minutes to work)
- **suppositories** – these waxy pellets are put in your rectum (back passage). The pellet dissolves and the drug passes into the body. They are useful if you cannot swallow or if you might vomit
- **patient-controlled analgesia (PCA)** – a machine with a push button which, when pressed by you, delivers a small dose of strong pain killer directly into your cannula or drip. It is programmed to ensure you cannot give yourself an overdose. A PCA puts you in direct control of your own pain relief
- **local anaesthetics and regional blocks** – these types of anaesthesia can be very useful for relieving pain after surgery. More details can be found in our leaflet *Epidural pain relief after surgery* which is available from our website: [rcoa.ac.uk/patientinfo/leaflets-video-resources](http://rcoa.ac.uk/patientinfo/leaflets-video-resources)



### Pain relief after leaving hospital

Although you may be given a supply of painkillers when you leave the hospital, it is sensible to buy some over-the-counter painkillers to have ready at home. If you are still needing them two weeks after discharge from the hospital, you should get in touch with your GP to discuss this further.

You may go home on morphine-type pain killers following your operation. It is important that you reduce and then stop these medications as soon as possible as their continued use can cause you significant harm.

## Risk and anaesthesia

The infographic in this section shows the common events and risks that healthy adult patients of normal weight face when having a general anaesthetic for routine surgery (specialist surgeries may carry different risks).

Modern anaesthetics are very safe. There are some common side effects from the anaesthetic drugs or the equipment used, which are usually not serious or long lasting. Risks will vary between individuals and will depend on the procedure and anaesthetic technique used.



## You and your anaesthetic

Here are some ways of giving pain relief:

- **pills, tablets or liquids to swallow** – these are used for all types of pain. They typically take at least half an hour to work. You need to be able to eat, drink and not feel sick for these drugs to work
- **injections** – these may be intravenous (through your cannula into a vein for a quicker effect) or intramuscular (into your leg or buttock muscle using a needle, taking about 20 minutes to work)
- **suppositories** – these waxy pellets are put in your rectum (back passage). The pellet dissolves and the drug passes into the body. They are useful if you cannot swallow or if you might vomit
- **patient-controlled analgesia (PCA)** – a machine with a push button which, when pressed by you, delivers a small dose of strong pain killer directly into your cannula or drip. It is programmed to ensure you cannot give yourself an overdose. A PCA puts you in direct control of your own pain relief
- **local anaesthetics and regional blocks** – these types of anaesthesia can be very useful for relieving pain after surgery. More details can be found in our leaflet *Epidural pain relief after surgery* which is available from our website: [rcoa.ac.uk/patientinfo/leaflets-video-resources](http://rcoa.ac.uk/patientinfo/leaflets-video-resources)

## Pain relief after leaving hospital

Although you may be given a supply of painkillers when you leave the hospital, it is sensible to buy some over-the-counter painkillers to have ready at home. If you are still needing them two weeks after discharge from the hospital, you should get in touch with your GP to discuss this further.

You may go home on morphine-type pain killers following your operation. It is important that you reduce and then stop these medications as soon as possible as their continued use can cause you significant harm.

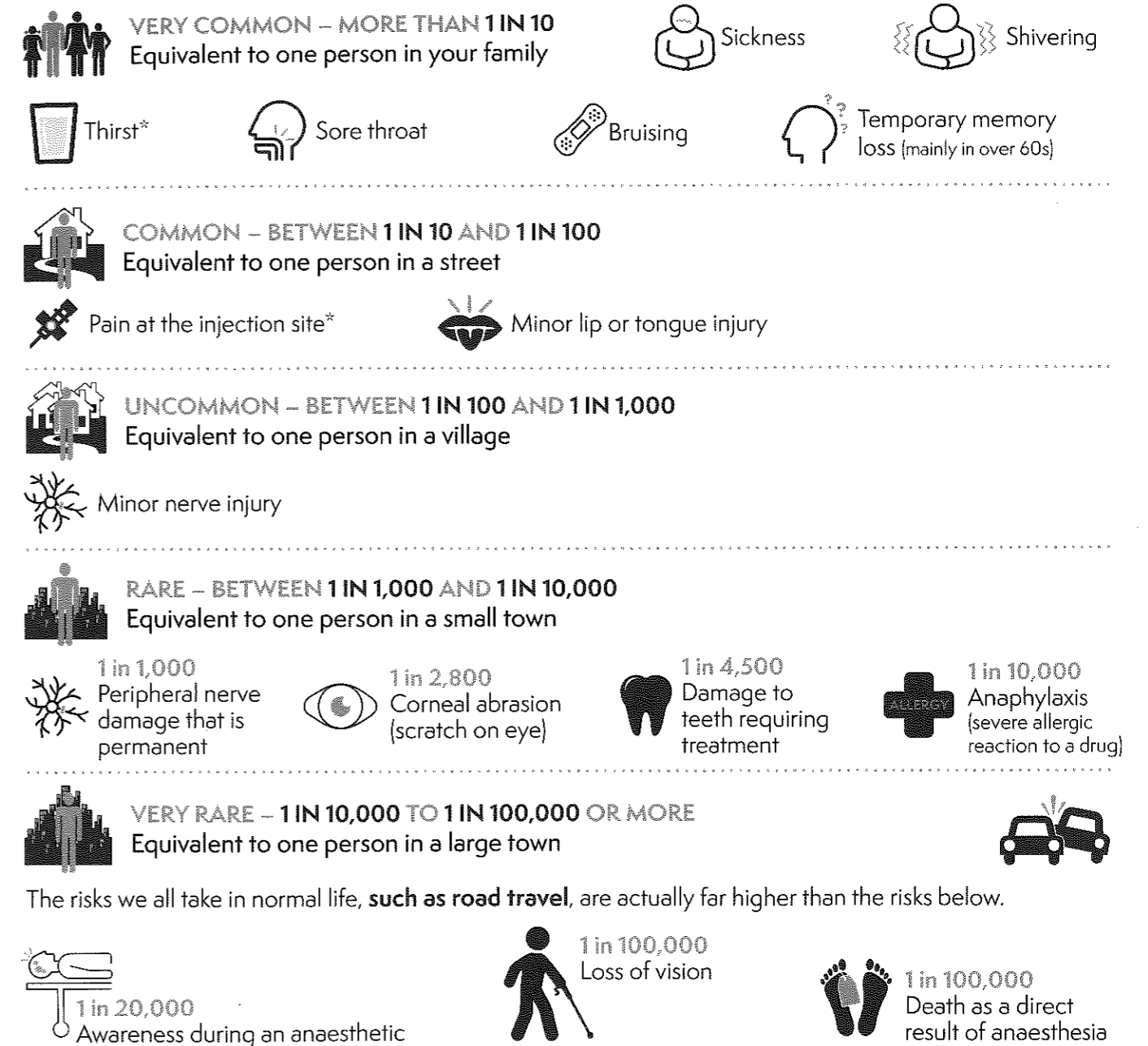
## Risk and anaesthesia

The infographic in this section shows the common events and risks that healthy adult patients of normal weight face when having a general anaesthetic for routine surgery (specialist surgeries may carry different risks).

Modern anaesthetics are very safe. There are some common side effects from the anaesthetic drugs or the equipment used, which are usually not serious or long lasting. Risks will vary between individuals and will depend on the procedure and anaesthetic technique used.

## You and your anaesthetic

Your anaesthetist will discuss with you the risks that they believe to be more significant for you. There are other less common risks that your anaesthetist will not normally discuss routinely unless they believe you are at higher risk. These have not been shown in this leaflet.



\*The first Sprint National Anaesthesia Project (SNAP-1) Study. Br J Anaesth 2016 (<https://academic.oup.com/bja/article/117/6/758/2671124>).

If you wish to read more detail about these events and risks please see the individual risk leaflets available on our website: [rcoa.ac.uk/patientinfo/risks/risk-leaflets](http://rcoa.ac.uk/patientinfo/risks/risk-leaflets)

The infographic above can also be downloaded as a separate card via the above link.



## You and your anaesthetic

### Disclaimer

We try very hard to keep the information in this leaflet accurate and up-to-date, but we cannot guarantee this. We don't expect this general information to cover all the questions you might have or to deal with everything that might be important to you. You should discuss your choices and any worries you have with your medical team, using this leaflet as a guide. This leaflet on its own should not be treated as advice. It cannot be used for any commercial or business purpose.



For full details, please see our website: [rcoa.ac.uk/patientinfo/resources#disclaimer](https://rcoa.ac.uk/patientinfo/resources#disclaimer)

## Tell us what you think

We welcome suggestions to improve this leaflet.

If you have any comments that you would like to make, please email them to:

[patientinformation@rcoa.ac.uk](mailto:patientinformation@rcoa.ac.uk)

### Royal College of Anaesthetists

Churchill House, 35 Red Lion Square, London WC1R 4SG  
020 7092 1500

**rcoa.ac.uk**



**Fifth Edition, February 2020**

This leaflet will be reviewed within three years of the date of publication.

© 2020 Royal College of Anaesthetists

This leaflet may be copied for the purpose of producing patient information materials. Please quote this original source. If you wish to use part of this leaflet in another publication, suitable acknowledgement must be given and the logos, branding and images removed. For more information, please contact us.